



Quickie QM-710™ Group 3

(K0848, K0856, K0861)

EIPW11, November 2013

Account: _____
 Date: _____
 PO#: _____
 Buyer: _____
 Marked For: _____

Ship To: _____
 Name: _____
 Address: _____
 City, State, Zip: _____
 Phone: _____

The HCPCS CODES provided are based on code verification through PDAC or our interpretation of the code definitions.
 The use of HCPCS CODES does not ensure coverage or payment. For coverage information, verify the appropriate payer's coverage policy.

✓ Option #	HCPCS	Definition	Price	✓ Option #	HCPCS	Definition	Price
------------	-------	------------	-------	------------	-------	------------	-------

1. QUICKIE QM-710™ GROUP 3 CATEGORY (Select One)

QUICKIE QM-710™ BC (Group 3 K0848/K0011)

Quickie QM-710™ BC w/ ASAP II Seat (Fig 1.1)		\$5,765.00
<input type="checkbox"/> 172PC67	K0848 K0011	Base Package VR-2 90A Drive Control (non-expandable) 300 lb 6 mph 4-pole Motor Package ASAP II Rehab Seat Frame 14" Drive Wheels (flat free insert N/C) 8A Dual Mode (Compact) CTE
<input type="checkbox"/> 172NB79	K0848	QM-710™ BC BASE ONLY For use with Aftermarket Seat frame. \$5,765.00
<input type="checkbox"/> 172EQ01	-	QM-710™ BC SEAT ONLY w/o elect. For use to add/replace seating when additional electronics are not required. \$750.00
<input type="checkbox"/> 172EQ04	-	QM-710™ BC SEAT ONLY w/ elect. For use to add/replace seating when additional electronics are required. \$750.00

QUICKIE QM-710™ MPC (Group 3 K0861/K0011)

Quickie QM-710™ MPC SPOT Tilt/Recline (Fig. 1.3)		\$6,195.00
<input type="checkbox"/> 172PC69	K0861 K0011	Base Package VR-2 90A Drive Control (non-expandable) 300 lb 6 mph 4-pole Motor Package Recline Seat Frame 14" Drive Wheels (flat free insert N/C) 8A Dual Mode (Compact) CTE
<input type="checkbox"/> 172NB82	K0861	QM-710™ MPC BASE ONLY For use with Aftermarket Seat frame. \$6,195.00
<input type="checkbox"/> 172EQ07	-	QM-710™ MPC SEAT ONLY w/ elect. For use to add/replace seating when additional electronics are required. \$750.00

QUICKIE QM-710™ SC (Group 3 K0856/K0011)

Quickie QM-710™ SC for SPOT Tilt or Recline (Fig 1.2)		\$6,195.00
<input type="checkbox"/> 172PC68	K0856 K0011	Base Package VR-2 90A Drive Control (non-expandable) 300 lb 6 mph 4-pole Motor Package ASAP II Rehab Seat Frame 14" Drive Wheels (flat free insert N/C) 8A Dual Mode (Compact) CTE
<input type="checkbox"/> 172NB81	K0856	QM-710™ SC BASE ONLY For use with Aftermarket Seat frame. \$6,195.00
<input type="checkbox"/> 172EQ03	-	QM-710™ SC SEAT ONLY w/o elect. For use to add/replace seating when additional electronics are not required. \$750.00
<input type="checkbox"/> 172EQ06	-	QM-710™ SC SEAT ONLY w/ elect. For use to add/replace seating when additional electronics are required. \$750.00



1.1 QM-710™ BC



1.2 QM-710™ SC



1.3 QM-710™ MPC
Shown w/ optional Seat Elevator

ORDERING INFORMATION: PHONE: (800) 333-4000 FAX: (800) 300-7502 WEBSITE: www.sunrisemedical.com

Specifications are subject to change without notice. Copyright © 2013 119135 REV G

2. BASE CHAIR OPTIONS

Speed Package (4-pole 300lb)

<input type="checkbox"/>	172PF85	-	6 mph Standard package	N/C
<input type="checkbox"/>	172PF91	-	5 mph High Torque package	\$500.00
<input type="checkbox"/>	172PF90	-	8 mph Community Package (Requires PM120 Rnet electronics)	\$1,000.00

Shroud Color

<input type="checkbox"/>	172EZ01	-	Candy Apple Red	N/C
<input type="checkbox"/>	172EZ02	-	High Gloss Black	N/C
<input type="checkbox"/>	172EZ03	-	Candy Blue	N/C
<input type="checkbox"/>	172EZ04	-	Silver	N/C
<input type="checkbox"/>	172EZ05	-	Copper	N/C
<input type="checkbox"/>	172EZ08	-	Green Apple	N/C
<input type="checkbox"/>	172EZ09	-	Yellow	N/C
<input type="checkbox"/>	172EZ10	-	Pearl Pink	N/C
<input type="checkbox"/>	172EZ11	-	Candy Purple	N/C
<input type="checkbox"/>	172EZ12	-	Matte Black	N/C
<input type="checkbox"/>	172EZ13	-	Midnight Blue	N/C
<input type="checkbox"/>	172EZ15	-	Pearl White	N/C
<input type="checkbox"/>	172EZ06	-	Digital Camo.	\$500.00
<input type="checkbox"/>	172EZ07	-	Woodland Camo.	\$500.00
<input type="checkbox"/>	172EZ14	-	Carbon Fiber Print	\$500.00

User weight

<input type="checkbox"/>	172WG06	-	Less than 150lbs	N/C
<input type="checkbox"/>	172WG13	-	151-200lb	N/C
<input type="checkbox"/>	172WG14	-	201-250lb	N/C
<input type="checkbox"/>	172WG03	-	251-300lb	N/C

Drive Wheel

<input type="checkbox"/>	172DW36	-	14" Cast Wheel Pneumatics Grey Knobby Tires and Grey Casters	N/C
<input type="checkbox"/>	172DW37	-	14" Cast Wheel Solid Dual Density Inserts Grey Knobby Tires and Grey Casters	N/C
<input type="checkbox"/>	172DW59	-	14" Cast Wheel Solid Dual Density Inserts Black Knobby Tires and Black Casters	N/C

Transit Option

<input type="checkbox"/>	172TO25	-	4-Point Transit Package	\$300.00
<input type="checkbox"/>	172TO40	-	Omit Transit	NC

Wheel locks

<input type="checkbox"/>	172WL42	-	Wheel locks	\$100.00
--------------------------	---------	---	-------------	----------

Ventilator Options

<input type="checkbox"/>	172VT4	E1029	Fixed Vent Tray (Pulmonetic LTV Models)	\$440.00
--------------------------	--------	-------	---	----------

Pre-Set Seat Frame Angle (STFH increases 1" per increment change)

<input type="checkbox"/>	172FA10	-	0°	N/C
<input type="checkbox"/>	172FA3	-	3°	N/C
<input type="checkbox"/>	172FA4	-	6°	N/C

Not available with Tilt or Lift

Seat Height (Use STFH Matrix below)

(Measured in the front) - Obtain Quote to verify est. STFH

<input type="checkbox"/>	172HT44	-	Position "0"	Requires Group 34 Batteries	N/C
<input type="checkbox"/>	172HT49	-	+5" STFH		N/C
<input type="checkbox"/>	172HT45	-	+1" STFH		N/C
<input type="checkbox"/>	172HT46	-	+2" STFH		N/C
<input type="checkbox"/>	172HT47	-	+3" STFH		N/C
<input type="checkbox"/>	172HT48	-	+4" STFH	N/C	

STFH Matrix						
Seating Type and Power Option Combinations	Seat-to-Floor Height at 0 tilt					
	0	+5"	+1"	+2"	+3"	+4"
BC ASAP II No power seating.*	16.3	16.8	17.3	18.3	19.3	20.3
BC ASAP II 9" Lift only.	17	17.5	18	19	20	21
SC ASAP II Tilt only	16.6	17.1	17.6	18.6	19.6	20.6
SC ASAP II Tilt and 12" Lift combo.	16.7	17.2	17.7	18.7		
SC Power Recline only *			16.1	17.1	18.1	19.1
SC Power Recline and 9" Lift Seat		16.2	16.7	17.7	18.7	19.7
MPC Power Recline and Tilt.			16.3	17.3	18.3	19.3
MPC Power Recline with Tilt and 12" Lift combo		16**	16.5	17.5	18.5	

STFH measured with batteries but no user. Actual STFH may vary by .5"
 *Adding seat angle will increase STFH by 1" for each incremental change.
 **Ultra low STFH may cause ground clearance of Power Centermount to drop below 2".

3. BATTERIES and CHARGERS

Batteries

<input type="checkbox"/>	172AG02	E2361	22NF Flat top (Pair) w/straps and spacer	\$510.00
<input type="checkbox"/>	172AG04	E2363	MK Gr 24 Flat Top Gel Cell (Pair) w/straps <i>Recommended for Max Daily Range</i>	\$710.00
<input type="checkbox"/>	172AG11	E2359	MK Gr 34 Flat Top Gel Cell (Pair) w/straps, <i>Required for lower STFH.</i>	\$690.00
<input type="checkbox"/>	172AG12	-	Omit batteries Ready for Group 22 <i>Includes harness, straps & spacer.</i>	N/C
<input type="checkbox"/>	172AG13	-	Omit batteries Ready for Group 24 or 34 <i>Includes harness and straps.</i>	N/C

Battery Charger

<input type="checkbox"/>	172BJ19	-	8A Dual Mode (Compact) CTE	N/C
<input type="checkbox"/>	172BJ3	-	Omit Charger	-\$40.00

4. ELECTRONICS

Drive Control Options

<input type="checkbox"/>	172ER01	-	Non-expandable controller (NA with High Speed Motor package)	N/C
<input type="checkbox"/>	R-Net Expandable Drive Control Upgrade (90A)			\$950.00
	172EX01	E2377	Expandable Controller - R-net	\$525.00
	172EX02	E2313	Harnessing for Expandable Controller	\$425.00
<input type="checkbox"/>	R-Net Expandable Drive Control Upgrade (120A) Required for High Speed Motor Pkg			\$950.00
	172EX03	E2377	Expandable 120A Controller - R-net	\$525.00
	172EX04	E2313	Harnessing for 120A Expandable Controller	\$425.00

VR2 Joystick (non-expandable)

<input type="checkbox"/>	172J94	-	Non Expandable VR2 Joystick	N/C
--------------------------	--------	---	-----------------------------	-----

R-net Joystick (for expandable electronics)

<input type="checkbox"/>	172J70	-	Std LED Joystick for Expandable Ctrl's	N/C
<input type="checkbox"/>	172J108		Joystick w/Stereo Jacks & Color Display	\$200.00
<input type="checkbox"/>	172J88	-	Joystick W/Toggle, Spd Pot, Stereo Jacks & Color Display	\$395.00
<input type="checkbox"/>	172J95	-	Omit JS. For use with OMNI	N/C

Joystick Mount (Fixed or Swing Away)

<input type="checkbox"/>	172JM10	-	Fixed Mount	N/C
<input type="checkbox"/>	172JM11	E1028	Swing Away Mount	\$235.00

Joystick Mount (Location)

Height Adjustable.

<input type="checkbox"/>	172HM1	-	Right Side Mount	N/C
<input type="checkbox"/>	172HM2	-	Left Side Mount	N/C

Joystick Handle (Optional)

<input type="checkbox"/>	172JH1	E2323	Ball Handle	\$75.00
<input type="checkbox"/>	172JH2	E2323	Foam Ball Handle	\$75.00
<input type="checkbox"/>	172JH4	E2323	T-Handle	\$75.00
<input type="checkbox"/>	172JH6	E2323	Goalpost	\$75.00

R-net OMNI and Output Options

(For expandable controls, choose all that apply)

<input type="checkbox"/>	172ON1	-	Rnet OMNI Input Control Module and display with built in Infrared and armrest mount. Choose mount below. (required for Specialty Input Devices.)	\$975.00
<input type="checkbox"/>	172ON2	E2351	Rnet Output Module (ECM)	\$995.00
<input type="checkbox"/>	172ON3	-	Rnet Bluetooth Mouse-mover	\$850.00

OMNI Mount

(If used with Joystick must be mounted opposite side)

<input type="checkbox"/>	172DS03	E1028	Swing Away Left Side OMNI Mount	\$235.00
<input type="checkbox"/>	172DS04	E1028	Swing Away Right Side OMNI Mount	\$235.00

Switch inputs for Joysticks or OMNI

Drive or Mode / Profile Control

<input type="checkbox"/>	172SW22		Stereo to 2 Mono Splitter	\$60.00
<input type="checkbox"/>	172SW6		Ribbon Switch	\$95.00
<input type="checkbox"/>	172SW1		Buddy Button Switch	\$75.00
<input type="checkbox"/>	172SW2		Disc Switch	\$160.00
<input type="checkbox"/>	172SW9		Wobble Switch	\$500.00
<input type="checkbox"/>	172SW4		Micro Light Switch	\$75.00
<input type="checkbox"/>	172SW24		Egg Switch-Black	\$95.00
<input type="checkbox"/>	172SW21		Dual toggle switch only	\$170.00
<input type="checkbox"/>	172SW23		4-way toggle switch w/5th button DB9 Connector.	\$170.00

Switch Mount Bracket

<input type="checkbox"/>	172EM01		Single Switch Mount Bracket	\$195.00
<input type="checkbox"/>	172EM02		Dual toggle switch mount bracket	\$195.00
<input type="checkbox"/>	172EM03		4-way toggle switch mount bracket.	\$195.00

Specialty Driver Control Options

Requires expandable controls and OMNI. Not available with Upholstered backs.

<input type="checkbox"/>	Quickie Sip n' Puff System			\$2,234.00
	172ID34	E2325	Sip N' Puff Kit	\$1,420.00
	172II01	E0955	Headrest	\$225.00
	172IJ01	E1028	Headrest Removable Mount	\$225.00
	172IH1	E2326	Sip n' Puff Tubing and Hardware	\$364.00
<input type="checkbox"/>	ASL Head Array Package (Adult)			\$4,020.00
	172II02	E2330	ASL Proximity Head Array (Adult)	\$3,795.00
	172IJ01	E1028	Headrest Removable Mount	\$225.00
<input type="checkbox"/>	ASL Head Array Package (Ped)			\$4,020.00
	172II03	E2330	ASL Proximity Head Array (Ped)	\$3,795.00
	172IJ01	E1028	Headrest Removable Mount	\$225.00
<input type="checkbox"/>	Switch-It Head Array Package (Adult)			\$4,020.00
	172II04	E2330	Switch-it Proximity Head Array	\$3,795.00
	172IJ01	E1028	Headrest Removable Mount	\$225.00
<input type="checkbox"/>	Switch-It Head Array Package (Pediatric)			\$4,020.00
	172II05	E2330	Switch-it Proximity Head Array	\$3,795.00
	172IJ01	E1028	Headrest Removable Mount	\$225.00
<input type="checkbox"/>	ASL Proportional Mini Joystick Chin / Lip Control Package			\$4,945.00
	172ID36	E2312	Mini Joystick	\$4,495.00
	172II01	E0955	Headrest	\$225.00
	172IJ01	E1028	Headrest Removable Mount	\$225.00
<input type="checkbox"/>	ASL Proportional Mini Joystick Midline with Gatlin Package			\$4,720.00
	172ID37	E2312	Mini joystick	\$4,495.00
	172IJ03	E1028	S/A Joystick Mount	\$225.00
<input type="checkbox"/>	Quickie Proportional Chin Control Package			\$4,345.00
	172ID45	E2312	Proportional Joystick	\$4,120.00
	172IJ03	E1028	S/A Joystick Mount	\$225.00

Attendant Control

<input type="checkbox"/>	172OA01	E2331	Attendant Control for VR-2	\$995.00
<input type="checkbox"/>	172OA02	E2331	Attendant Control for R-net	\$995.00

Attendant Mounting location

<input type="checkbox"/>	172DN1		Mounting location: Right Back Cane	N/C
<input type="checkbox"/>	172DN2		Mounting Location: Left Back Cane	N/C

Electronic Programmers

<input type="checkbox"/>	172PR2		VR-2 Hand Held Programmer	\$250.00
<input type="checkbox"/>	172PR5		R-net PC Programmer with Dongle	\$400.00
<input type="checkbox"/>	172PR6		DTT VR2 and Rnet cables included.	\$1,000.00

5. SEAT TYPE

<input type="checkbox"/>	172ST56	-	Quickie A.S.A.P II (Adjustable Seating and Positioning) Choose Seat Frame Size Platform.	N/C	<input type="checkbox"/>	172ST57	-	Power Recline (requires Expandable Rnet electronics)	N/C	
ASAP II Frame size (each frame is width and depth adjustable within given range.)					OR	Recline Seat Frame size				
<input type="checkbox"/>	172FU17	-	Adjustable 12x12 to 16X19 (A)	N/C		<input type="checkbox"/>	172FU26	-	Power Recline Seat Frame (G) 14x16 to 22x20 (Not width Adjustable)	N/C
<input type="checkbox"/>	172FU18	-	Adjustable 16x12 to 20x20 (B)	N/C		<input type="checkbox"/>	172FU27	-	Power Recline Seat Frame (H) 18x18 to 22"x22" (Not width Adjustable)	N/C
<input type="checkbox"/>	172FU19	-	Adjustable 18x16 to 22x22 (C)	N/C		NOTE: If you have Tilt & Recline with shear you must select the Power Recline Seat Frame.				

6. SEAT SIZE

Seat Size Matrix. Seat type is chosen in section 5.

A = ASAP II Seat Frame
(Adjustable from 12x12 to 16X19)

B = ASAP II Seat Frame
(Adjustable from 16X12 to 20X20)

C = ASAP II Seat Frame
(Adjustable from 18X16 to 22X22)

		ASAP II Seat Width									
		12"	13"	14"	15"	16"	17"	18"	19"	20"	22"
Seat Depth	12"	A	A	A	A	A,B	B	B	B	B	
	13"	A	A	A	A	A,B	B	B	B	B	
	14"	A	A	A	A	A,B	B	B	B	B	
	15"	A	A	A	A	A,B	B	B	B	B	
	16"	A	A	A	A	A,B	B	B,C	B,C	B,C	C
	17"	A	A	A	A	A,B	B	B,C	B,C	B,C	C
	18"	A	A	A	A	A,B	B	B,C	B,C	B,C	C
	19"	A	A	A	A	A,B	B	B,C	B,C	B,C	C
	20"					B	B	B,C	B,C	B,C	C
	21"								C	C	C
22"								C	C	C	

G/H = Recline Seat (Width not adjustable)

Note: Power Recline Seat Depth measured from solid surface of back to front of seat pan. Please accommodate for backrest cushion thickness.

		Recline Seat Width				
		14"	16"	18"	20"	22"
Seat Depth (Adjustable)	16"	G	G	G	G	G
	17"	G	G	G	G	G
	18"	G	G	G,H	G,H	G,H
	19"	G	G	G,H	G,H	G,H
	20"	G	G	G,H	G,H	G,H
	21"			H	H	H
	22"			H	H	H

Seat Width			
<input type="checkbox"/>	172R21	12"	Seat width (N/C)
<input type="checkbox"/>	172R22	13"	Seat width (N/C)
<input type="checkbox"/>	172R23	14"	Seat width (N/C)
<input type="checkbox"/>	172R24	15"	Seat width (N/C)
<input type="checkbox"/>	172R5	16"	Seat width (N/C)
<input type="checkbox"/>	172R6	17"	Seat width (N/C)
<input type="checkbox"/>	172R7	18"	Seat width (N/C)
<input type="checkbox"/>	172R8	19"	Seat width (N/C)
<input type="checkbox"/>	172R9	20"	Seat width (N/C)
<input type="checkbox"/>	172R25	22"	Seat width (N/C)

Seat Depth			
<input type="checkbox"/>	172RF20	12"	Seat depth (N/C)
<input type="checkbox"/>	172RF21	13"	Seat depth (N/C)
<input type="checkbox"/>	172RF22	14"	Seat depth (N/C)
<input type="checkbox"/>	172RF23	15"	Seat depth (N/C)
<input type="checkbox"/>	172RF5	16"	Seat depth (N/C)
<input type="checkbox"/>	172RF6	17"	Seat depth (N/C)
<input type="checkbox"/>	172RF7	18"	Seat depth (N/C)
<input type="checkbox"/>	172RF8	19"	Seat depth (N/C)
<input type="checkbox"/>	172RF24	20"	Seat depth (N/C)
<input type="checkbox"/>	172RF26	21"	Seat depth (N/C)
<input type="checkbox"/>	172RF25	22"	Seat depth (N/C)

7. SEAT CUSHIONS

Standard Cushion		
<input type="checkbox"/>	172CU1	2" Cushion \$95.00

JAY Cushions (Optional)

To order any JAY cushions on-chair, please see the JAY price list.

Cushion name or part number must be filled out w/ desired width and depth

JAY Bundled Cushion			Price List
Cushion Name or Part #	Width:	Depth:	
<input type="checkbox"/>	172JC20		

8. POWERED SEATING

Power Seating Options (SC and MPC Models)			
<input type="checkbox"/>	172PJ2	E1002	Quickie SPOT 50° CG Tilt \$4,950.00
<input type="checkbox"/>	172PA6	E1005	Recline w/Power Shear Reduction Only \$5,725.00
<input type="checkbox"/>	172PA7	E1008	Tilt & Recline w/Power Shear Reduction \$9,995.00

Powered Seat Elevator- (AKA: Power Lift)			
<input type="checkbox"/>	172PA8	E2300	Power Seat Elevate (9") \$2,500.00
<input type="checkbox"/>	172PA15	E2300	Power Seat Elevate for use with tilt (12") (Must be ordered with SPOT tilt) \$2,800.00

Powered Seating Control Method			
<i>(For use with power seating actuators. Switch activation is stand-alone and does not require expandable or thru-drive electronics.)</i>			

<input type="checkbox"/>	172EO10	Switch Control 1 actuator w/dual toggle and mount. (For operating Tilt or Lift)	N/C
<input type="checkbox"/>	172EO11	Switch Control 1 actuator w/buddy button & mount. (For operating Tilt or Lift)	N/C
<input type="checkbox"/>	172EO12	Switch Control 2 - 3 Actuator w/ 4-way Toggle Switch & Mount. (Capable of operating combo of Tilt/Legs or legs only)	N/C

Switch Mount			
<i>(for use with switch control powered seating)</i>			
<input type="checkbox"/>	172EY01	-	Switch Mount Right N/C
<input type="checkbox"/>	172EY02	-	Switch Mount Left N/C

Powered Seating Thru-drive Control Method.

"Assignable Button" feature listed below (available on Rnet Systems) allows for direct "short-cut" access to various seating functions via joystick buttons. Functions accessed by depressing the button for more than 1 second. By selecting the thru-drive w/assignable button the chair will be pre-programmed with seating functions assigned to buttons on the joystick. Assignments can be changed via PC Dongle.

Thru-Drive 1 Actuator options.			
<input type="checkbox"/>	172EO15	E2310	Thru Drive 1 Actuator w/out assignable buttons. For use with VR2 or R-net (For operating Tilt or Lift thru Joystick.) \$1,375.00
<input type="checkbox"/>	172EO13	E2310	Thru Drive 1 Actuator with assignable buttons. (For operating Tilt or Lift thru Joystick and/or buttons on the remote. Requires R-net.) \$1,375.00

Thru-Drive 2+ Actuator options.			
<input type="checkbox"/>	172EO16	E2311	Thru Drive 2+ Actuators w/out assignable buttons (For operating Tilt, Lift, Recline or Power Legs thru Joystick requires expandable Rnet) \$2,825.00
<input type="checkbox"/>	172EO14	E2311	Thru Drive 2+ Actuators with assignable buttons. (For operating Tilt, Lift, Recline or Power Legs thru Joystick and/or buttons on the remote. Requires expandable Rnet) \$2,825.00

9. BACKREST AND BACK OPTIONS for ASAP II (BC and SC)

Backrest Frame Type

<input type="checkbox"/>	172BT8	-	Angle Adjustable (ASAP II Seat only)	N/C
<input type="checkbox"/>	172BT98	E1225	Manual Recline 40° (ASAP II Seat only) <i>not width adjustable</i>	\$425.00

Manual Recline Adjustment Method Option

Back Cane Height 23".

<input type="checkbox"/>	172MN01		Tool	N/C
<input type="checkbox"/>	172MN02		Knob (NA with Cantilever or dual post arms.)	N/C

Angle Adjustable Backrest Options

(NA with Manual recline)

<input type="checkbox"/>	172OD8		Non-Folding Backrest	N/C
<input type="checkbox"/>	172OD9		Folding Backrest	\$110.00

Cane Angle

<input type="checkbox"/>	172BP40		Straight Back Post	N/C
<input type="checkbox"/>	172BP41		8° Bend Back Post (<i>Avail. only w/ Upholstery or J3 Back</i>)	\$100.00

Towel Bar Depth

<input type="checkbox"/>	172QT03		Shallow (NA with Upholstery backs.)	N/C
<input type="checkbox"/>	172QT04		Deep (Extends 4" from back canes for deep backs)	N/C

Back Cane

(Upholstery Height Measured pan to top of upholstery.)

<input type="checkbox"/>	Low (15.5") 172B1	<input type="checkbox"/>	Med (17.5") 172B5	<input type="checkbox"/>	Tall (19.5") 172B9
--------------------------	-------------------	--------------------------	-------------------	--------------------------	--------------------

Back Type (Uphostery or Solid)

<input type="checkbox"/>	172BU1	-	Upholstery (<i>Not avail with tilt or recline</i>)	N/C
<input type="checkbox"/>	172BU70	E2611	Tension adj Upholstery Ballistic Nylon. (with 1" width adjustment.) (<i>Not avail with tilt or recline</i>)	\$315.00
<input type="checkbox"/>	172BU71	E2611	Tension adj Upholstery 3DX Vented. (with 1" width adjustment) (<i>Not avail with tilt or recline</i>)	\$330.00
<input type="checkbox"/>	172BU76	-	S.P.O.T. Curved	N/C
<input type="checkbox"/>	172BU77	E2613	Jay SPO Posterior Positioning (ASAP II only)	\$475.00
<input type="checkbox"/>	172BU78	E2617	ART SPO Custom Back (ASAP II only) <i>See appendix 1</i>	See Pg 8
<input type="checkbox"/>	172BU14	-	Omit Back.	-\$15.00

Jay 3 Option

<input type="checkbox"/>	172JB01	-	Jay J3 for ASAP II (<i>select OMIT above</i>)	See J3 OF
--------------------------	---------	---	---	-----------

Back Height - Required for SPOT Curved, SPO Backs.

(Limited combinations of widths) Measured from pan to top of solid back.

<input type="checkbox"/>	172B132	-	14"	N/C
<input type="checkbox"/>	172B36	-	16"	N/C
<input type="checkbox"/>	172B38	-	18"	N/C
<input type="checkbox"/>	172B40	-	20"	N/C
<input type="checkbox"/>	172B42	-	22"	N/C
<input type="checkbox"/>	172B44	-	24"	N/C
<input type="checkbox"/>	172B140	-	26"	N/C

10. BACKREST AND BACK OPTIONS for 3.7 POWER RECLINE (MPC)

Backrest Frame Type

<input type="checkbox"/>	172BT89	-	Power Recline (<i>Power Recline Seat only</i>)	N/C
--------------------------	---------	---	--	-----

Power Recline Backrest Preset Home Angle N/C

<input type="checkbox"/>	90° 172QK1	<input type="checkbox"/>	95° 172QK2 default	<input type="checkbox"/>	100° 172QK3
--------------------------	------------	--------------------------	--------------------	--------------------------	-------------

Back Type (Solid Recline)

<input type="checkbox"/>	172BU83	-	Standard Curve back with 1.5" Foam cushion. (<i>Reduces Seat Depth</i>)	N/C
<input type="checkbox"/>	172JB03	-	Jay J3 for Power Recline w/1.5" Foam <i>Choose type below. (Reduces Seat Depth)</i>	N/C

Back Height - Required for Standard Curved Recline Backs and Jay 3 recline backs.

(Limited combinations of widths) Measured from pan to top of solid back.

<input type="checkbox"/>	172B42	NEW!	22"	<i>Avail w/ standard curved and Jay3 MT (PA/PL backs)</i>	N/C
<input type="checkbox"/>	172B44	-	24"	N/C	
<input type="checkbox"/>	172B140	-	26"	N/C	
<input type="checkbox"/>	172B141	-	27"	N/C	
<input type="checkbox"/>	172B142	-	28"	N/C	

Push Handle Options

<input type="checkbox"/>	172BP55	-	Fixed "Cane" Handles.	N/C
<input type="checkbox"/>	172BP56	-	Height Adjustable Push Handles. w/2 utility hooks	\$50.00
<input type="checkbox"/>	172BP57	-	Omit push handles	N/C

JAY 3 BACK for 3.7 POWER RECLINE OPTIONS

Jay 3 Contour.

<input type="checkbox"/>	172JP01	E2613	J3 PA Back (2.2" of Contour Depth) Available 14"-20" Wide (J3PAUTZYXX)	\$535.00
<input type="checkbox"/>	172JP02	E2614	J3 PA Back (2.2" of Contour Depth) Available 22" Wide (J3PAUTZ22FX)	\$795.00
<input type="checkbox"/>	172JP03	E2615	J3 PL Back (3.0" of Contour Depth) Available 14"-20" Wide (J3PLUTZYXX)	\$620.00
<input type="checkbox"/>	172JP04	E2620	J3 PDL Back (6.0" of Contour Depth) Available 14"-20" Wide (J3PDLUTZYXX)	\$745.00
<input type="checkbox"/>	172JP05	E2620	J3 PDC Back (6.0" of Contour Depth) Available 14"-20" Wide (J3PDCUTZYXX)	\$745.00

Jay 3 Back Height. Backs are height adjustable

<input type="checkbox"/>	172JR06	-	MT for 22" tall back. (Mid Thoracic Short 15" shell) NEW!	N/C
<input type="checkbox"/>	172JR01	-	UT for 24" tall back. (Upper Thoracic Short 16.5" shell)	N/C
<input type="checkbox"/>	172JR02	-	UT for 26" tall back. (Upper Thoracic Med 18" shell)	N/C
<input type="checkbox"/>	172JR03	-	UT for 27" tall back. (Upper Thoracic Tall 19.5" shell)	N/C
<input type="checkbox"/>	172JR04	-	SH for 28" tall back and widths 14-20" (Shoulder Height 21" shell,)	N/C
<input type="checkbox"/>	172JR05	-	SH for 26-28" tall back and 22" wide seat (Shoulder Height 18" shell,)	N/C

SPINE-ALIGN MINI FIT KIT 2

Includes: 5 wedges, 2 lat shims, 2 post/lat pelvic, 1 lg lumbar, 1 flat shim, and 1 curved

<input type="checkbox"/>	172JS01	K0108	SPINE-ALIGN MINI FIT KIT 2	\$101.00
--------------------------	---------	-------	----------------------------	----------

<p>POSTERIOR [PA] E2613 - E2614</p>	<p>POST & LATERAL [PL] E2615</p>	
<p>POSTERIOR & DEEP LATERAL [PDL] E2620</p>	<p>POSTERIOR & DEEP CONTOUR [PDC] E2620</p>	
<p>MID THORACIC [MT]</p>	<p>"UPPER" THORACIC [UT]</p>	<p>SHOULDER HEIGHT [SH]</p>

Jay 3 Width

Back can be ordered 2" narrower than seat pan. Armrest will be adjusted to back width ordered. Future growth can be accomplished by replacing back with wider versions and adjusting arms outward.

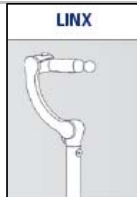
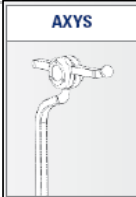
<input type="checkbox"/>	172JQ01	-	Back width 14" (Use w/ 14-16" wide seat)	N/C
<input type="checkbox"/>	172JQ02	-	Back width 16" (Use w/ 16-18" wide seat)	N/C
<input type="checkbox"/>	172JQ03	-	Back width 18" (Use w/ 18-20" wide seat)	N/C
<input type="checkbox"/>	172JQ04	-	Back width 20" (Use w/ 20-22" wide seat)	N/C
<input type="checkbox"/>	172JQ05	-	Back width 22" (Use with 22" wide seat)	N/C

11. HEADREST OPTIONS

Choose One Each.

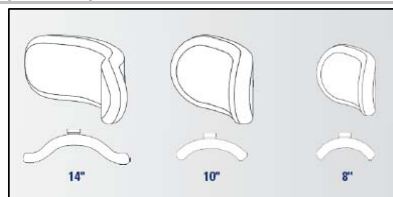
Headrest Mount

<input type="checkbox"/>	172MH10	E1028	Axys Mount & Bracket	\$220.00
<input type="checkbox"/>	172MH11	E1028	Cobra Mount and Bracket	\$280.00
<input type="checkbox"/>	172MH1	E1028	Linx Mount and Bracket	\$225.00



Headrest Pad

<input type="checkbox"/>	172HE65	E0955	Plush Head Support Pad 8"	\$225.00
<input type="checkbox"/>	172HE66	E0955	Plush Head Support Pad 10"	\$225.00
<input type="checkbox"/>	172HE78	E0955	Plush Head Support Pad 14"	\$225.00



12. POSTURAL SUPPORTS

LATERAL THORACIC SUPPORT (Swing Away)

Available on all Solid Backs.

<input type="checkbox"/>	LAT 4X4 S/A MOUNTS W/ 1" OFFSET - PR			\$778.00
	172ZV14	E0956	LATERAL 4X4 W/ 1" OFFSET - PAIR	\$251.00
	172ZS07	E1028	LATERAL SWING AWAY MOUNT - PAIR	\$527.00
<input type="checkbox"/>	LAT 4X5 S/A MOUNTS W/ 1" OFFSET - PR			\$778.00
	172ZV15	E0956	LATERAL 4X5 W/ 1" OFFSET - PAIR	\$251.00
	172ZS07	E1028	LATERAL SWING AWAY MOUNT - PAIR	\$527.00
<input type="checkbox"/>	LAT 4X6 S/A MOUNTS W/ 1" OFFSET - PR			\$778.00
	172ZV16	E0956	LATERAL 4X6 W/ 1" OFFSET - PAIR	\$251.00
	172ZS07	E1028	LATERAL SWING AWAY MOUNT - PAIR	\$527.00
<input type="checkbox"/>	LAT 6X4 S/A MOUNTS W/ 1" OFFSET - PR			\$778.00
	172ZV17	E0956	LATERAL 6X4 W/ 1" OFFSET - PAIR	\$251.00
	172ZS07	E1028	LATERAL SWING AWAY MOUNT - PAIR	\$527.00
<input type="checkbox"/>	LAT 6X5 S/A MOUNTS W/ 1" OFFSET - PR			\$778.00
	172ZV18	E0956	LATERAL 6X5 W/ 1" OFFSET - PAIR	\$251.00
	172ZS07	E1028	LATERAL SWING AWAY MOUNT - PAIR	\$527.00
<input type="checkbox"/>	LAT 6X6 S/A MOUNTS W/ 1" OFFSET - PR			\$778.00
	172ZV19	E0956	LATERAL 6X6 W/ 1" OFFSET - PAIR	\$251.00
	172ZS07	E1028	LATERAL SWING AWAY MOUNT - PAIR	\$527.00

CHEST STRAP

<input type="checkbox"/>	172ZR03	E0960	Padded Chest Strap	\$225.00
--------------------------	---------	-------	--------------------	----------

Swing Away Knee Adductor Supports

Available only with Fixed and Power Center Mount Legrests.

Not available with Dual Post Arm Rests or 2-point Locking Cantilever Arms

Knee Adductor Supports - LEFT (choose Pad and Arm)			\$395.00	
Pad Size				
<input type="checkbox"/>	172KB5	E0956	Knee Adductor Pad SM- Left	\$170.00
<input type="checkbox"/>	172KB7	E0956	Knee Adductor Pad LG- Left	\$170.00
S/A Arm Size				
<input type="checkbox"/>	172XX04	E1028	Swing Away Short - Left	\$225.00
<input type="checkbox"/>	172XX06	E1028	Swing Away Long - Left	\$225.00
Knee Adductor Supports - RIGHT (choose Pad and Arm)			\$395.00	
Pad Size				
<input type="checkbox"/>	172KB6	E0956	Knee Adductor Pad SM- Right	\$170.00
<input type="checkbox"/>	172KB8	E0956	Knee Adductor Pad LG- Right	\$170.00
S/A Arm Size				
<input type="checkbox"/>	172XX05	E1028	Swing Away Short - Right	\$225.00
<input type="checkbox"/>	172XX07	E1028	Swing Away Long - Right	\$225.00

Long Thigh Support w/Removable Mount

Available with Cantilever Arms, NA with Manual Recline Back, Dual Post, Single Post or Cantilever w/ 2 pt Locking arms.

<input type="checkbox"/>	SPOT Long Thigh Support - Left			\$325.00
	172TV2	E0956	Long Thigh Support - Left	\$100.00
	172TX1	E1028	Removable Mount - Left	\$225.00
<input type="checkbox"/>	SPOT Long Thigh Support - Right			\$325.00
	172TV1	E0956	Long Thigh Support - Right	\$100.00
	172TX2	E1028	Removable Mount - Right	\$225.00

13. ARMREST AND ARMPAD OPTIONS

13A. Armrest options for ASAP II seating.

Armrest Mounting for K0848 BC Models with ASAP II				
Dual Post Armrests				
<input type="checkbox"/>	172EG01		Short Dual Post Flip Back 10" Height.	N/C
<input type="checkbox"/>	172EG21		Long Dual Post Flip Back 10" Height.	N/C
<input type="checkbox"/>	172EG02	E0973	Shrt Dual Post Flip Back HT Adj 10"-15"	\$230.00
<input type="checkbox"/>	172EG22	E0973	Lng Dual Post Flip Back HT Adj 10"-15"	\$230.00
Cantilever Armrests				
<i>(Adjustable length arm pad included (choose Pad setting below, except for Low Arm Option) NA with Manual Recline Back)</i>				
<input type="checkbox"/>	172EG03	E0973	Standard Cantilever Arm w/ 2 Point Locking Post. (9"-10" Ht Range.) NA w/ seat depths below 16"	\$230.00
<input type="checkbox"/>	172EG04	E0973	Standard Cantilever Arm w/ 2 Point Locking Post. (11"-12" Ht Range.) NA w/ seat depths below 16"	\$230.00
<input type="checkbox"/>	172EG05	E0973	STD Cantilever Arm 9"-12" Ht Range	\$230.00
<input type="checkbox"/>	172EG06	E0973	Low Cantilever Arm 7"-10" Ht Range (Choose ASAPII pad type and size below)	\$230.00
Single Post Armrests				
<input type="checkbox"/>	172EG07	E0973	Single Post Height Adjustable - Std.	\$230.00
<input type="checkbox"/>	172EG08	E0973	Single Post Height Adjustable - Low	\$230.00

Armrest Mounting for K0856 SC Models with ASAP II.				
Dual Post Armrests				
<input type="checkbox"/>	172EG09	-	Shrt Dual Post Flip Back HT Adj 10"-15"	N/C
<input type="checkbox"/>	172EG23	-	Lng Dual Post Flip Back HT Adj 10"-15"	N/C
Cantilever Armrests				
<i>(Adjustable length arm pad included (choose Pad setting below, except for Low Arm Option) NA with Manual Recline Back)</i>				
<input type="checkbox"/>	172EG10	-	Standard Cantilever Arm w/ 2 Point Locking Post. (9"-10" Ht Range.) NA w/ seat depths below 16"	N/C
<input type="checkbox"/>	172EG11	-	Standard Cantilever Arm w/ 2 Point Locking Post. (11"-12" Ht Range.) NA w/ seat depths below 16"	N/C
<input type="checkbox"/>	172EG12	-	STD Cantilever Arm 9"-12" Ht Range	N/C
<input type="checkbox"/>	172EG13	-	Low Cantilever Arm 7"-10" Ht Range (Choose ASAPII pad type and size below)	N/C
Single Post Armrests				
<input type="checkbox"/>	172EG14	-	Single Post Height Adjustable - Std.	N/C
<input type="checkbox"/>	172EG15	-	Single Post Height Adjustable - Low	N/C

Armpad Options for ASAPII				
Pad Type / Size Options for Dual Post / Single Post / Low Cantilever				
Left Arm Pad (N/C)			Right Arm Pad (N/C)	
<input type="checkbox"/>	172AE01	-	Desk Length Waterfall (10")	<input type="checkbox"/>
<input type="checkbox"/>	172AE02	-	Full Length Waterfall (14") NA w/Low Cantilever arm	<input type="checkbox"/>
<input type="checkbox"/>	172AE03	-	Desk Length Standard (10")	<input type="checkbox"/>
<input type="checkbox"/>	172AE04	-	Full Length Standard (14") NA w/Low Cantilever arm	<input type="checkbox"/>
Pad Setting Options for Standard Cantilever Arm				
Left Arm Pad (N/C)			Right Arm Pad (N/C)	
<input type="checkbox"/>	172AE11	-	Full Length Cantilever (14")	<input type="checkbox"/>
<input type="checkbox"/>	172AE10	-	Desk Length Cantilever (10")	<input type="checkbox"/>

13B. Armrest options for Power Recline Seating

Armrest for Power Recline Seating.				
<i>(Armrest width can be adjusted 2" narrower than seat)</i>				
<input type="checkbox"/>	172EG26	-	STD Cantilever/Reclining Arm 10-14" Height Range	N/C
<input type="checkbox"/>	172EG27	-	Cantilever/Reclining Arm w/ 2 Point Locking Post. (10"-12" Ht Range.)	\$230.00
<input type="checkbox"/>	172EG28	-	Cantilever/Reclining Arm w/ 2 Point Locking Post. (12"-14" Ht Range.)	\$230.00

Reclining Armpad Options				
<i>(Armpad can be angled inward 15 degrees)</i>				
Standard Reclining Armpad				
Left Arm Pad (N/C)			Right Armpad (N/C)	
<input type="checkbox"/>	172AE05	-	Reclining Arm Pad (16")	<input type="checkbox"/>
Otto Bock Reclining Armpad (Power Recline Seat only)				
Left Arm Pad (\$120.00)			Right Armpad (\$120.00)	
<input type="checkbox"/>	172AE08	E2209	SM Forearm Pads (8")	<input type="checkbox"/>
<input type="checkbox"/>	172AE06	E2209	MD Forearm Pads (11.5")	<input type="checkbox"/>
<input type="checkbox"/>	172AE07	E2209	LG Forearm Pads (14")	<input type="checkbox"/>
Otto Bock Hand Pad Options				
Left Hand Pad (\$52.50)			Right Hand Pad (\$52.50)	
<input type="checkbox"/>	172OL01		MD Flat Hand Pads (4-1/2" x 7")	<input type="checkbox"/>
<input type="checkbox"/>	172OL02		LG Flat Hand Pads (5-1/2" x 9")	<input type="checkbox"/>

14. HANGERS AND FOOTRESTS FOR ASAP II

Hanger and Extension Tubes Options (see footplate compatibility in the brackets)

Non-Powered Swing Away Legrests

Sold as Pairs

<input type="checkbox"/>	172H95		65° Swing Away (A,B,C)	N/C
<input type="checkbox"/>	172H2		70° Swing Away (A,B,C)	N/C
<input type="checkbox"/>	172H94		75° Tapered Swing Away (E)	N/C
<input type="checkbox"/>	172H6		90° Swing Away (B,C) (5.5-9")	N/C
<input type="checkbox"/>	172H138	E0990	Manual ELR S/A (A,B,C,D) (Avail. with Fixed Centermount, choose below)	\$270.00

Powered Elevating Legrests

<input type="checkbox"/>	172H125	K0108	Power Centermount ELR w/ Articulation (Leg length independant actuator for transfer assist) (F)	\$2,200.00
<input type="checkbox"/>	172H126	E1010	S/A Power ELR w/ Articulation (B) Pair (N/A for 12" or 13" wide) (Avail. with Fixed Centermount, choose below)	\$2,200.00

Fixed Center Mount Legrests (includes footplate) N/C

<input type="checkbox"/>	172H134		Fixed Center Mount Short	N/C
<input type="checkbox"/>	172H135		Fixed Center Mount Long	N/C

Omit Hangers.

<input type="checkbox"/>	172H144		Omit Hangers	N/C
--------------------------	---------	--	--------------	-----

Hanger Extensions. (See range listed in matrix below)

NOTE: Not all extension tube will be available; depending on the seat height, some extension tube options may not offer enough ground clearance.

<input type="checkbox"/>	172E16	K0037	High Mount Hanger	\$55.00
<input type="checkbox"/>	172E1		Short	N/C
<input type="checkbox"/>	172E2		Medium	N/C
<input type="checkbox"/>	172E5		Long	N/C
<input type="checkbox"/>	172E21		Omit Extension	N/C

Lower Leg Length Matrix (measured seat pan to the top of the footplate surface)				
Hanger Type	High Mount	Short	Medium	Long
65° Swing Away	7-14"	13.5- 16"	16-18.5"	18-20.5"
70° Swing Away	7-14"	13.5- 16"	16-18.5"	18-20.5"
75° Tapered S/A	7-14"	13.5- 16"	14.5-19"	15-18"
90° Swing Away	5.5-9" Footplate mounts to front of hanger.			
Manual ELR S/A		12.5-17"	14.5-19"	17-21"
Power ELR S/A		12-14"	14-17"	16.5-19"
Fixed Cntrmnt		12.5"-15.5"		14.5"-19.5"
Power Cntrmnt				14"-18"

Footplate (Pair)

<input type="checkbox"/>	A - Composite with Heel Loop (Pair)			\$30.00
	172F1		Composite Footplate	N/C
	172HL1	E0951	Heel Loop	\$30.00
<input type="checkbox"/>	B - Adult Angle Adjust w/Heel Loop for use with 65°, 70° hanger and ELR (Pair)			\$210.00
	172F282	K0040	Adult Angle Adjustable Footplate	\$165.00
	172HL10	E0951	Heel Loop	\$45.00
<input type="checkbox"/>	B - Adult Angle Adjust w/Heel Loop for use with 90° hanger (Pair)			\$210.00
	172F285	K0040	Adult Angle Adjustable Footplate	\$165.00
	172HL10	E0951	Heel Loop	\$45.00
<input type="checkbox"/>	C - Kids Angle Adjust w/Leg Strap for use with 65° and 70° hanger (Pair)			\$195.00
	172F283	K0040	Kids Angle Adjustable Footplate	\$165.00
	172LS13	K0038	Leg Strap	\$30.00
<input type="checkbox"/>	C - Kids Angle Adjust w/Leg Strap for use with 90° hanger(Pair)			\$195.00
	172F286	K0040	Kids Angle Adjustable Footplate	\$165.00
	172LS13	K0038	Leg Strap	\$30.00
<input type="checkbox"/>	172F287		D - Aluminum (Pair)	\$30.00
<input type="checkbox"/>	E - One Piece Angle Adjust Footplate			\$195.00
	172F284	K0040	One piece Angle Adjustable Footplate	\$165.00
	172LS13	K0038	Leg Strap	\$30.00
<input type="checkbox"/>	F - Centermount Single/Dual Footplate (Single Footplate can be unlocked to form individual footplates)			\$165.00
	172F315	K0040	CMT Angle Adjustable Footplates	\$165.00
<input type="checkbox"/>	172F279		Omit Footplate and extension tube	N/C

Footrest Accessories

<input type="checkbox"/>	1725A01	E0952	Toe Loop (Pair) Only avail on (opt B).	\$45.00
<input type="checkbox"/>	172LS14	K0038	Extra Leg Strap	\$30.00

Footplate Matrix						
Hanger Type	A	B	C	D	E	F
65° Swing Away	X	X	X			
70° Swing Away	X	X	X			
75° Tapered S/A					X	
90° Swing Away		X	X			
Manual ELR S/A	X	X	X	X		
Power ELR S/A		X				
Fixed Cntrmnt	Single Footplate included					
Power Cntrmnt						X

15. ACCESSORIES

Wheelchair Tray Table

NA with Otto Bock Armrest.

<input type="checkbox"/>	1727A01	E0950	TRAY TABLE SM TUFFAK 13-14	\$225.00
<input type="checkbox"/>	1727A02	E0950	TRAY TABLE MED TUFFAK 15-17 PWR	\$225.00
<input type="checkbox"/>	1727A03	E0950	TRAY TABLE LRG TUFFAK 18 PWR	\$225.00

Backpack

<input type="checkbox"/>	172A1		Black Utility	\$55.00
<input type="checkbox"/>	172A2		Black/Charcoal Kids	\$50.00

Positioning Belt - Select for any style seat

<input type="checkbox"/>	172EJ01		Auto Style Buckle	N/C
<input type="checkbox"/>	172EJ02	E0978	Belt 2" Aircraft Buckle	\$35.00
<input type="checkbox"/>	172EJ03	E0978	Belt 2" Aircraft Buckle Padded	\$65.00

BUILT 4 ME OPTIONS

To Inquire about any unique customization for Quickie products, contact:
Phone: (800) 333-4000, Option #3 or Fax: (800) 333-9011





ART SPO CUSTOM CURVED BACKREST

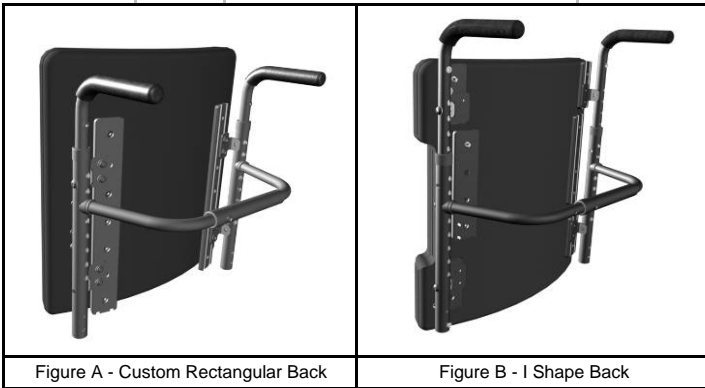
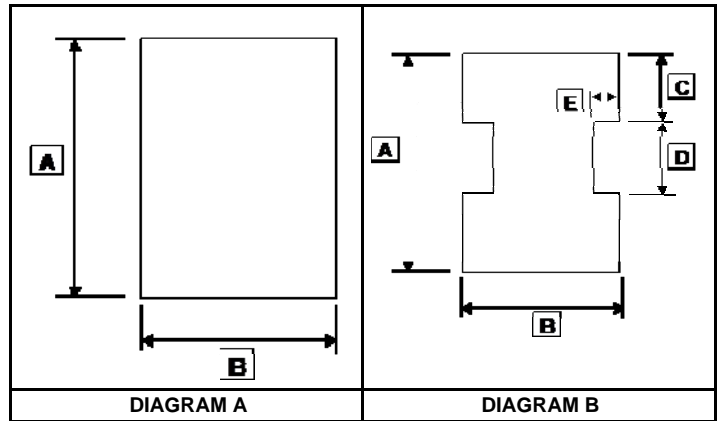
Posterior Positioning Backrest (E2617)

EIPW11 - Effective November 2013

Account: _____
 Date: _____
 PO#: _____
 Buyer: _____
 Marked For: _____

Ship To: _____
 Name: _____
 Address: _____
 City, State, Zip: _____
 Phone: _____

1. Backrest Type			
<input type="checkbox"/>	SPO	E2617	CUSTOM Rectangular Back (Dia / Fig. A) \$895.00
	CUSTOM	172GI01	Complete only Dimensions A & B below Foam components similar to Diagram D
<input type="checkbox"/>	SPO	E2617	I-Shape Back (Diag./ Fig. B) \$995.00
	I-Back	172GI02	Complete Dimensions A - E Below Foam components similar to Diagram D



BACK REST TYPE DIMENSIONS

Dimension A BACK HEIGHT	Dimension B BACK WIDTH (must be same as Base Width)	Dimension C I-BACK ONLY	Dimension D I-BACK ONLY	Dimension E I-BACK ONLY
<input type="checkbox"/> 14	<input type="checkbox"/> 16 <input type="checkbox"/> 17 <input type="checkbox"/> 18 <input type="checkbox"/> 19 <input type="checkbox"/> 20	<input type="checkbox"/> 3	<input type="checkbox"/> 5	<input type="checkbox"/> 1 <input type="checkbox"/> 1.5 <input type="checkbox"/> 2
<input type="checkbox"/> 14.5	<input type="checkbox"/> 16 <input type="checkbox"/> 17 <input type="checkbox"/> 18 <input type="checkbox"/> 19 <input type="checkbox"/> 20	<input type="checkbox"/> 3.5	<input type="checkbox"/> 5	<input type="checkbox"/> 1 <input type="checkbox"/> 1.5 <input type="checkbox"/> 2
<input type="checkbox"/> 15	<input type="checkbox"/> 16 <input type="checkbox"/> 17 <input type="checkbox"/> 18 <input type="checkbox"/> 19 <input type="checkbox"/> 20	<input type="checkbox"/> 4	<input type="checkbox"/> 5	<input type="checkbox"/> 1 <input type="checkbox"/> 1.5 <input type="checkbox"/> 2
<input type="checkbox"/> 15.5	<input type="checkbox"/> 16 <input type="checkbox"/> 17 <input type="checkbox"/> 18 <input type="checkbox"/> 19 <input type="checkbox"/> 20	<input type="checkbox"/> 4.5	<input type="checkbox"/> 5	<input type="checkbox"/> 1 <input type="checkbox"/> 1.5 <input type="checkbox"/> 2
<input type="checkbox"/> 16	<input type="checkbox"/> 16 <input type="checkbox"/> 17 <input type="checkbox"/> 18 <input type="checkbox"/> 19 <input type="checkbox"/> 20	<input type="checkbox"/> 5	<input type="checkbox"/> 5	<input type="checkbox"/> 1 <input type="checkbox"/> 1.5 <input type="checkbox"/> 2
<input type="checkbox"/> 16.5	<input type="checkbox"/> 16 <input type="checkbox"/> 17 <input type="checkbox"/> 18 <input type="checkbox"/> 19 <input type="checkbox"/> 20	<input type="checkbox"/> 5.5	<input type="checkbox"/> 5	<input type="checkbox"/> 1 <input type="checkbox"/> 1.5 <input type="checkbox"/> 2
<input type="checkbox"/> 17	<input type="checkbox"/> 16 <input type="checkbox"/> 17 <input type="checkbox"/> 18 <input type="checkbox"/> 19 <input type="checkbox"/> 20	<input type="checkbox"/> 3 <input type="checkbox"/> 3.5 <input type="checkbox"/> 4	<input type="checkbox"/> 5 <input type="checkbox"/> 6 <input type="checkbox"/> 7	<input type="checkbox"/> 1 <input type="checkbox"/> 1.5 <input type="checkbox"/> 2
<input type="checkbox"/> 17.5	<input type="checkbox"/> 16 <input type="checkbox"/> 17 <input type="checkbox"/> 18 <input type="checkbox"/> 19 <input type="checkbox"/> 20	<input type="checkbox"/> 3.5 <input type="checkbox"/> 4 <input type="checkbox"/> 4.5	<input type="checkbox"/> 5 <input type="checkbox"/> 6 <input type="checkbox"/> 7	<input type="checkbox"/> 1 <input type="checkbox"/> 1.5 <input type="checkbox"/> 2
<input type="checkbox"/> 18	<input type="checkbox"/> 16 <input type="checkbox"/> 17 <input type="checkbox"/> 18 <input type="checkbox"/> 19 <input type="checkbox"/> 20	<input type="checkbox"/> 3 <input type="checkbox"/> 3.5 <input type="checkbox"/> 4	<input type="checkbox"/> 5 <input type="checkbox"/> 6 <input type="checkbox"/> 7 <input type="checkbox"/> 8	<input type="checkbox"/> 1 <input type="checkbox"/> 1.5 <input type="checkbox"/> 2
<input type="checkbox"/> 18.5	<input type="checkbox"/> 16 <input type="checkbox"/> 17 <input type="checkbox"/> 18 <input type="checkbox"/> 19 <input type="checkbox"/> 20	<input type="checkbox"/> 3.5 <input type="checkbox"/> 4 <input type="checkbox"/> 4.5 <input type="checkbox"/> 5 <input type="checkbox"/> 5.5	<input type="checkbox"/> 5 <input type="checkbox"/> 6 <input type="checkbox"/> 7	<input type="checkbox"/> 1 <input type="checkbox"/> 1.5 <input type="checkbox"/> 2
<input type="checkbox"/> 19	<input type="checkbox"/> 16 <input type="checkbox"/> 17 <input type="checkbox"/> 18 <input type="checkbox"/> 19 <input type="checkbox"/> 20	<input type="checkbox"/> 3 <input type="checkbox"/> 3.5 <input type="checkbox"/> 4 <input type="checkbox"/> 4.5 <input type="checkbox"/> 5	<input type="checkbox"/> 5 <input type="checkbox"/> 6 <input type="checkbox"/> 7 <input type="checkbox"/> 8	<input type="checkbox"/> 1 <input type="checkbox"/> 1.5 <input type="checkbox"/> 2
<input type="checkbox"/> 19.5	<input type="checkbox"/> 16 <input type="checkbox"/> 17 <input type="checkbox"/> 18 <input type="checkbox"/> 19 <input type="checkbox"/> 20	<input type="checkbox"/> 3.5 <input type="checkbox"/> 4 <input type="checkbox"/> 4.5 <input type="checkbox"/> 5 <input type="checkbox"/> 5.5	<input type="checkbox"/> 5 <input type="checkbox"/> 6 <input type="checkbox"/> 7 <input type="checkbox"/> 8	<input type="checkbox"/> 1 <input type="checkbox"/> 1.5 <input type="checkbox"/> 2
<input type="checkbox"/> 20	<input type="checkbox"/> 16 <input type="checkbox"/> 17 <input type="checkbox"/> 18 <input type="checkbox"/> 19 <input type="checkbox"/> 20	<input type="checkbox"/> 4 <input type="checkbox"/> 4.5 <input type="checkbox"/> 5 <input type="checkbox"/> 5.5 <input type="checkbox"/> 6	<input type="checkbox"/> 5 <input type="checkbox"/> 6 <input type="checkbox"/> 7 <input type="checkbox"/> 8	<input type="checkbox"/> 1 <input type="checkbox"/> 1.5 <input type="checkbox"/> 2
<input type="checkbox"/> 20.5	<input type="checkbox"/> 16 <input type="checkbox"/> 17 <input type="checkbox"/> 18 <input type="checkbox"/> 19 <input type="checkbox"/> 20	<input type="checkbox"/> 4 <input type="checkbox"/> 4.5 <input type="checkbox"/> 5 <input type="checkbox"/> 5.5 <input type="checkbox"/> 6	<input type="checkbox"/> 5 <input type="checkbox"/> 6 <input type="checkbox"/> 7 <input type="checkbox"/> 8	<input type="checkbox"/> 1 <input type="checkbox"/> 1.5 <input type="checkbox"/> 2
<input type="checkbox"/> 21	<input type="checkbox"/> 16 <input type="checkbox"/> 17 <input type="checkbox"/> 18 <input type="checkbox"/> 19 <input type="checkbox"/> 20	<input type="checkbox"/> 4 <input type="checkbox"/> 4.5 <input type="checkbox"/> 5 <input type="checkbox"/> 5.5 <input type="checkbox"/> 6 <input type="checkbox"/> 7 <input type="checkbox"/> 8	<input type="checkbox"/> 5 <input type="checkbox"/> 6 <input type="checkbox"/> 7 <input type="checkbox"/> 8	<input type="checkbox"/> 1 <input type="checkbox"/> 1.5 <input type="checkbox"/> 2
<input type="checkbox"/> 21.5	<input type="checkbox"/> 16 <input type="checkbox"/> 17 <input type="checkbox"/> 18 <input type="checkbox"/> 19 <input type="checkbox"/> 20	<input type="checkbox"/> 4.5 <input type="checkbox"/> 5 <input type="checkbox"/> 5.5 <input type="checkbox"/> 6 <input type="checkbox"/> 7 <input type="checkbox"/> 8	<input type="checkbox"/> 5 <input type="checkbox"/> 6 <input type="checkbox"/> 7 <input type="checkbox"/> 8	<input type="checkbox"/> 1 <input type="checkbox"/> 1.5 <input type="checkbox"/> 2
<input type="checkbox"/> 22	<input type="checkbox"/> 16 <input type="checkbox"/> 17 <input type="checkbox"/> 18 <input type="checkbox"/> 19 <input type="checkbox"/> 20	<input type="checkbox"/> 5 <input type="checkbox"/> 5.5 <input type="checkbox"/> 6 <input type="checkbox"/> 7 <input type="checkbox"/> 8	<input type="checkbox"/> 5 <input type="checkbox"/> 6 <input type="checkbox"/> 7 <input type="checkbox"/> 8	<input type="checkbox"/> 1 <input type="checkbox"/> 1.5 <input type="checkbox"/> 2
<input type="checkbox"/> 22.5	<input type="checkbox"/> 16 <input type="checkbox"/> 17 <input type="checkbox"/> 18 <input type="checkbox"/> 19 <input type="checkbox"/> 20	<input type="checkbox"/> 5.5 <input type="checkbox"/> 6 <input type="checkbox"/> 7 <input type="checkbox"/> 8	<input type="checkbox"/> 5 <input type="checkbox"/> 6 <input type="checkbox"/> 7 <input type="checkbox"/> 8	<input type="checkbox"/> 1 <input type="checkbox"/> 1.5 <input type="checkbox"/> 2
<input type="checkbox"/> 23	<input type="checkbox"/> 16 <input type="checkbox"/> 17 <input type="checkbox"/> 18 <input type="checkbox"/> 19 <input type="checkbox"/> 20	<input type="checkbox"/> 6 <input type="checkbox"/> 7 <input type="checkbox"/> 8 <input type="checkbox"/> 9	<input type="checkbox"/> 5 <input type="checkbox"/> 6 <input type="checkbox"/> 7 <input type="checkbox"/> 8	<input type="checkbox"/> 1 <input type="checkbox"/> 1.5 <input type="checkbox"/> 2
<input type="checkbox"/> 23.5	<input type="checkbox"/> 16 <input type="checkbox"/> 17 <input type="checkbox"/> 18 <input type="checkbox"/> 19 <input type="checkbox"/> 20	<input type="checkbox"/> 7 <input type="checkbox"/> 8 <input type="checkbox"/> 9	<input type="checkbox"/> 5 <input type="checkbox"/> 6 <input type="checkbox"/> 7 <input type="checkbox"/> 8	<input type="checkbox"/> 1 <input type="checkbox"/> 1.5 <input type="checkbox"/> 2
<input type="checkbox"/> 24	<input type="checkbox"/> 16 <input type="checkbox"/> 17 <input type="checkbox"/> 18 <input type="checkbox"/> 19 <input type="checkbox"/> 20	<input type="checkbox"/> 7 <input type="checkbox"/> 8 <input type="checkbox"/> 9 <input type="checkbox"/> 10	<input type="checkbox"/> 5 <input type="checkbox"/> 6 <input type="checkbox"/> 7 <input type="checkbox"/> 8	<input type="checkbox"/> 1 <input type="checkbox"/> 1.5 <input type="checkbox"/> 2
<input type="checkbox"/> 24.5	<input type="checkbox"/> 16 <input type="checkbox"/> 17 <input type="checkbox"/> 18 <input type="checkbox"/> 19 <input type="checkbox"/> 20	<input type="checkbox"/> 8 <input type="checkbox"/> 9 <input type="checkbox"/> 10	<input type="checkbox"/> 5 <input type="checkbox"/> 6 <input type="checkbox"/> 7 <input type="checkbox"/> 8	<input type="checkbox"/> 1 <input type="checkbox"/> 1.5 <input type="checkbox"/> 2
<input type="checkbox"/> 25	<input type="checkbox"/> 16 <input type="checkbox"/> 17 <input type="checkbox"/> 18 <input type="checkbox"/> 19 <input type="checkbox"/> 20	<input type="checkbox"/> 8 <input type="checkbox"/> 9 <input type="checkbox"/> 10	<input type="checkbox"/> 5 <input type="checkbox"/> 6 <input type="checkbox"/> 7 <input type="checkbox"/> 8 <input type="checkbox"/> 9	<input type="checkbox"/> 1 <input type="checkbox"/> 1.5 <input type="checkbox"/> 2
<input type="checkbox"/> 25.5	<input type="checkbox"/> 16 <input type="checkbox"/> 17 <input type="checkbox"/> 18 <input type="checkbox"/> 19 <input type="checkbox"/> 20	<input type="checkbox"/> 9 <input type="checkbox"/> 10	<input type="checkbox"/> 5 <input type="checkbox"/> 6 <input type="checkbox"/> 7 <input type="checkbox"/> 8 <input type="checkbox"/> 9	<input type="checkbox"/> 1 <input type="checkbox"/> 1.5 <input type="checkbox"/> 2
<input type="checkbox"/> 26	<input type="checkbox"/> 16 <input type="checkbox"/> 17 <input type="checkbox"/> 18 <input type="checkbox"/> 19 <input type="checkbox"/> 20	<input type="checkbox"/> 9 <input type="checkbox"/> 10 <input type="checkbox"/> 11	<input type="checkbox"/> 5 <input type="checkbox"/> 6 <input type="checkbox"/> 7 <input type="checkbox"/> 8 <input type="checkbox"/> 9	<input type="checkbox"/> 1 <input type="checkbox"/> 1.5 <input type="checkbox"/> 2
<input type="checkbox"/> 26.5	<input type="checkbox"/> 16 <input type="checkbox"/> 17 <input type="checkbox"/> 18 <input type="checkbox"/> 19 <input type="checkbox"/> 20	<input type="checkbox"/> 10 <input type="checkbox"/> 11	<input type="checkbox"/> 5 <input type="checkbox"/> 6 <input type="checkbox"/> 7 <input type="checkbox"/> 8 <input type="checkbox"/> 9	<input type="checkbox"/> 1 <input type="checkbox"/> 1.5 <input type="checkbox"/> 2
<input type="checkbox"/> 27	<input type="checkbox"/> 16 <input type="checkbox"/> 17 <input type="checkbox"/> 18 <input type="checkbox"/> 19 <input type="checkbox"/> 20	<input type="checkbox"/> 10 <input type="checkbox"/> 11	<input type="checkbox"/> 5 <input type="checkbox"/> 6 <input type="checkbox"/> 7 <input type="checkbox"/> 8 <input type="checkbox"/> 9	<input type="checkbox"/> 1 <input type="checkbox"/> 1.5 <input type="checkbox"/> 2
<input type="checkbox"/> 27.5	<input type="checkbox"/> 16 <input type="checkbox"/> 17 <input type="checkbox"/> 18 <input type="checkbox"/> 19 <input type="checkbox"/> 20	<input type="checkbox"/> 11	<input type="checkbox"/> 5 <input type="checkbox"/> 6 <input type="checkbox"/> 7 <input type="checkbox"/> 8 <input type="checkbox"/> 9	<input type="checkbox"/> 1 <input type="checkbox"/> 1.5 <input type="checkbox"/> 2
<input type="checkbox"/> 28	<input type="checkbox"/> 16 <input type="checkbox"/> 17 <input type="checkbox"/> 18 <input type="checkbox"/> 19 <input type="checkbox"/> 20	<input type="checkbox"/> 11	<input type="checkbox"/> 5 <input type="checkbox"/> 6 <input type="checkbox"/> 7 <input type="checkbox"/> 8 <input type="checkbox"/> 9	<input type="checkbox"/> 1 <input type="checkbox"/> 1.5 <input type="checkbox"/> 2

ORDERING INFORMATION: PHONE: (800) 333-4000 FAX: (800) 300-7502 WEBSITE: www.sunrisemedical.com

Specifications are subject to change without notice. Copyright © 2013 119135 REV G



ART SPO CUSTOM CURVED BACKREST

Posterior Positioning Backrest (E2617)

EIPW11 - Effective November 2013

2. Back Relief

<input type="checkbox"/>	SPO Scapular	E2617	Scapular Cut-Out Back (Diagram C) Complete Dimensions A, B, F & G Foam components similar to Diagram D	\$1,035.00
		172GI03		

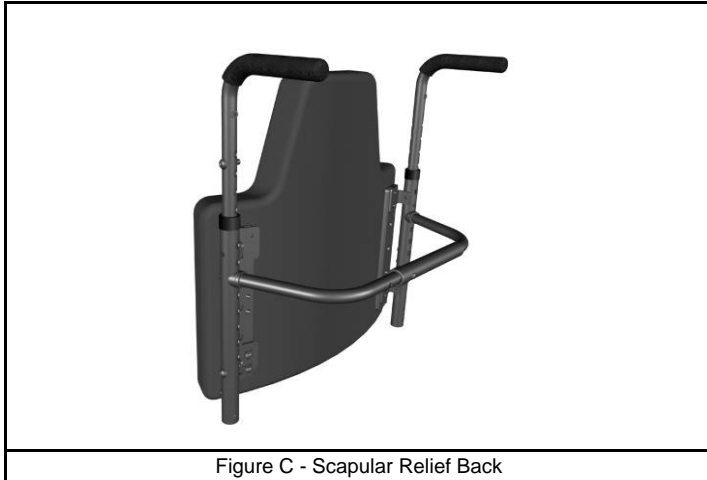


Figure C - Scapular Relief Back

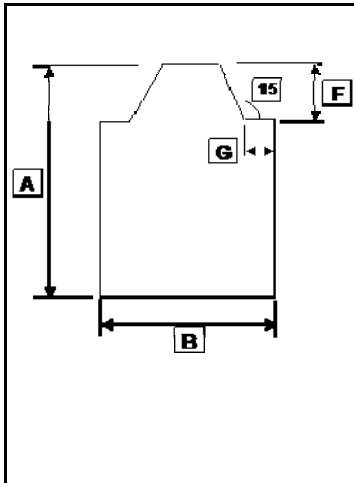


Diagram C - Scapular Relief Back

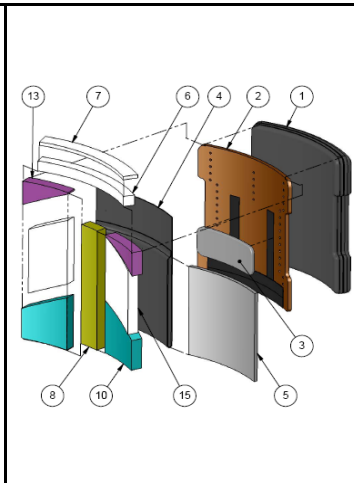


Diagram D - Foam Components

Custom Foam Thickness Available on all Backs

<input type="checkbox"/> 1" Standard	<input type="checkbox"/> 2.5"
<input type="checkbox"/> 1.5"	<input type="checkbox"/> 3"
<input type="checkbox"/> 2"	

Back Relief Dimensions

Dimension A BACK HEIGHT	Dimension B BACK WIDTH (must be same as Base Width)	Dimension F	Dimension G
14-17	Not Available	Not Available	Not Available
<input type="checkbox"/> 17.5	<input type="checkbox"/> 16 <input type="checkbox"/> 17 <input type="checkbox"/> 18 <input type="checkbox"/> 19 <input type="checkbox"/> 20	<input type="checkbox"/> 4	<input type="checkbox"/> 3 <input type="checkbox"/> 4 <input type="checkbox"/> 5 <input type="checkbox"/> 6
<input type="checkbox"/> 18	<input type="checkbox"/> 16 <input type="checkbox"/> 17 <input type="checkbox"/> 18 <input type="checkbox"/> 19 <input type="checkbox"/> 20	<input type="checkbox"/> 4	<input type="checkbox"/> 3 <input type="checkbox"/> 4 <input type="checkbox"/> 5 <input type="checkbox"/> 6
<input type="checkbox"/> 18.5	<input type="checkbox"/> 16 <input type="checkbox"/> 17 <input type="checkbox"/> 18 <input type="checkbox"/> 19 <input type="checkbox"/> 20	<input type="checkbox"/> 4 <input type="checkbox"/> 5	<input type="checkbox"/> 3 <input type="checkbox"/> 4 <input type="checkbox"/> 5 <input type="checkbox"/> 6
<input type="checkbox"/> 19	<input type="checkbox"/> 16 <input type="checkbox"/> 17 <input type="checkbox"/> 18 <input type="checkbox"/> 19 <input type="checkbox"/> 20	<input type="checkbox"/> 4 <input type="checkbox"/> 5	<input type="checkbox"/> 3 <input type="checkbox"/> 4 <input type="checkbox"/> 5 <input type="checkbox"/> 6
<input type="checkbox"/> 19.5	<input type="checkbox"/> 16 <input type="checkbox"/> 17 <input type="checkbox"/> 18 <input type="checkbox"/> 19 <input type="checkbox"/> 20	<input type="checkbox"/> 5 <input type="checkbox"/> 6 <input type="checkbox"/> 8	<input type="checkbox"/> 3 <input type="checkbox"/> 4 <input type="checkbox"/> 5 <input type="checkbox"/> 6
<input type="checkbox"/> 20	<input type="checkbox"/> 16 <input type="checkbox"/> 17 <input type="checkbox"/> 18 <input type="checkbox"/> 19 <input type="checkbox"/> 20	<input type="checkbox"/> 5 <input type="checkbox"/> 6 <input type="checkbox"/> 8	<input type="checkbox"/> 3 <input type="checkbox"/> 4 <input type="checkbox"/> 5 <input type="checkbox"/> 6
<input type="checkbox"/> 20.5	<input type="checkbox"/> 16 <input type="checkbox"/> 17 <input type="checkbox"/> 18 <input type="checkbox"/> 19 <input type="checkbox"/> 20	<input type="checkbox"/> 6 <input type="checkbox"/> 7 <input type="checkbox"/> 8 <input type="checkbox"/> 9	<input type="checkbox"/> 3 <input type="checkbox"/> 4 <input type="checkbox"/> 5 <input type="checkbox"/> 6
<input type="checkbox"/> 21	<input type="checkbox"/> 16 <input type="checkbox"/> 17 <input type="checkbox"/> 18 <input type="checkbox"/> 19 <input type="checkbox"/> 20	<input type="checkbox"/> 6 <input type="checkbox"/> 7 <input type="checkbox"/> 8 <input type="checkbox"/> 9	<input type="checkbox"/> 3 <input type="checkbox"/> 4 <input type="checkbox"/> 5 <input type="checkbox"/> 6
<input type="checkbox"/> 21.5	<input type="checkbox"/> 16 <input type="checkbox"/> 17 <input type="checkbox"/> 18 <input type="checkbox"/> 19 <input type="checkbox"/> 20	<input type="checkbox"/> 6 <input type="checkbox"/> 7 <input type="checkbox"/> 8 <input type="checkbox"/> 9	<input type="checkbox"/> 3 <input type="checkbox"/> 4 <input type="checkbox"/> 5 <input type="checkbox"/> 6
<input type="checkbox"/> 22	<input type="checkbox"/> 16 <input type="checkbox"/> 17 <input type="checkbox"/> 18 <input type="checkbox"/> 19 <input type="checkbox"/> 20	<input type="checkbox"/> 6 <input type="checkbox"/> 7 <input type="checkbox"/> 8 <input type="checkbox"/> 9	<input type="checkbox"/> 3 <input type="checkbox"/> 4 <input type="checkbox"/> 5 <input type="checkbox"/> 6
<input type="checkbox"/> 22.5	<input type="checkbox"/> 16 <input type="checkbox"/> 17 <input type="checkbox"/> 18 <input type="checkbox"/> 19 <input type="checkbox"/> 20	<input type="checkbox"/> 6 <input type="checkbox"/> 7 <input type="checkbox"/> 8 <input type="checkbox"/> 9	<input type="checkbox"/> 3 <input type="checkbox"/> 4 <input type="checkbox"/> 5 <input type="checkbox"/> 6
<input type="checkbox"/> 23	<input type="checkbox"/> 16 <input type="checkbox"/> 17 <input type="checkbox"/> 18 <input type="checkbox"/> 19 <input type="checkbox"/> 20	<input type="checkbox"/> 6 <input type="checkbox"/> 7 <input type="checkbox"/> 8 <input type="checkbox"/> 9	<input type="checkbox"/> 3 <input type="checkbox"/> 4 <input type="checkbox"/> 5 <input type="checkbox"/> 6
<input type="checkbox"/> 23.5	<input type="checkbox"/> 16 <input type="checkbox"/> 17 <input type="checkbox"/> 18 <input type="checkbox"/> 19 <input type="checkbox"/> 20	<input type="checkbox"/> 6 <input type="checkbox"/> 7 <input type="checkbox"/> 8 <input type="checkbox"/> 9	<input type="checkbox"/> 3 <input type="checkbox"/> 4 <input type="checkbox"/> 5 <input type="checkbox"/> 6
<input type="checkbox"/> 24	<input type="checkbox"/> 16 <input type="checkbox"/> 17 <input type="checkbox"/> 18 <input type="checkbox"/> 19 <input type="checkbox"/> 20	<input type="checkbox"/> 6 <input type="checkbox"/> 7 <input type="checkbox"/> 8 <input type="checkbox"/> 9	<input type="checkbox"/> 3 <input type="checkbox"/> 4 <input type="checkbox"/> 5 <input type="checkbox"/> 6
<input type="checkbox"/> 24.5	<input type="checkbox"/> 16 <input type="checkbox"/> 17 <input type="checkbox"/> 18 <input type="checkbox"/> 19 <input type="checkbox"/> 20	<input type="checkbox"/> 6 <input type="checkbox"/> 7 <input type="checkbox"/> 8 <input type="checkbox"/> 9	<input type="checkbox"/> 3 <input type="checkbox"/> 4 <input type="checkbox"/> 5 <input type="checkbox"/> 6
<input type="checkbox"/> 25	<input type="checkbox"/> 16 <input type="checkbox"/> 17 <input type="checkbox"/> 18 <input type="checkbox"/> 19 <input type="checkbox"/> 20	<input type="checkbox"/> 6 <input type="checkbox"/> 7 <input type="checkbox"/> 8 <input type="checkbox"/> 9	<input type="checkbox"/> 3 <input type="checkbox"/> 4 <input type="checkbox"/> 5 <input type="checkbox"/> 6
<input type="checkbox"/> 25.5	<input type="checkbox"/> 16 <input type="checkbox"/> 17 <input type="checkbox"/> 18 <input type="checkbox"/> 19 <input type="checkbox"/> 20	<input type="checkbox"/> 6 <input type="checkbox"/> 7 <input type="checkbox"/> 8 <input type="checkbox"/> 9	<input type="checkbox"/> 3 <input type="checkbox"/> 4 <input type="checkbox"/> 5 <input type="checkbox"/> 6
<input type="checkbox"/> 26	<input type="checkbox"/> 16 <input type="checkbox"/> 17 <input type="checkbox"/> 18 <input type="checkbox"/> 19 <input type="checkbox"/> 20	<input type="checkbox"/> 6 <input type="checkbox"/> 7 <input type="checkbox"/> 8 <input type="checkbox"/> 9	<input type="checkbox"/> 3 <input type="checkbox"/> 4 <input type="checkbox"/> 5 <input type="checkbox"/> 6
<input type="checkbox"/> 26.5	<input type="checkbox"/> 16 <input type="checkbox"/> 17 <input type="checkbox"/> 18 <input type="checkbox"/> 19 <input type="checkbox"/> 20	<input type="checkbox"/> 6 <input type="checkbox"/> 7 <input type="checkbox"/> 8 <input type="checkbox"/> 9	<input type="checkbox"/> 3 <input type="checkbox"/> 4 <input type="checkbox"/> 5 <input type="checkbox"/> 6
<input type="checkbox"/> 27	<input type="checkbox"/> 16 <input type="checkbox"/> 17 <input type="checkbox"/> 18 <input type="checkbox"/> 19 <input type="checkbox"/> 20	<input type="checkbox"/> 6 <input type="checkbox"/> 7 <input type="checkbox"/> 8 <input type="checkbox"/> 9	<input type="checkbox"/> 3 <input type="checkbox"/> 4 <input type="checkbox"/> 5 <input type="checkbox"/> 6
<input type="checkbox"/> 27.5	<input type="checkbox"/> 16 <input type="checkbox"/> 17 <input type="checkbox"/> 18 <input type="checkbox"/> 19 <input type="checkbox"/> 20	<input type="checkbox"/> 6 <input type="checkbox"/> 7 <input type="checkbox"/> 8 <input type="checkbox"/> 9	<input type="checkbox"/> 3 <input type="checkbox"/> 4 <input type="checkbox"/> 5 <input type="checkbox"/> 6
<input type="checkbox"/> 28	<input type="checkbox"/> 16 <input type="checkbox"/> 17 <input type="checkbox"/> 18 <input type="checkbox"/> 19 <input type="checkbox"/> 20	<input type="checkbox"/> 6 <input type="checkbox"/> 7 <input type="checkbox"/> 8 <input type="checkbox"/> 9	<input type="checkbox"/> 3 <input type="checkbox"/> 4 <input type="checkbox"/> 5 <input type="checkbox"/> 6